











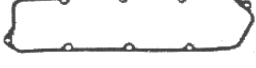









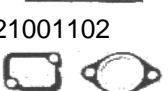










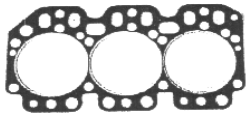


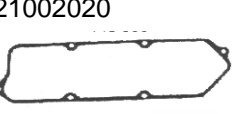




















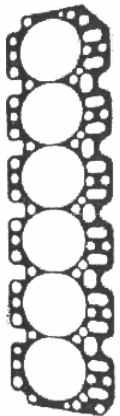
 JOHN DEERE MODEL	Takım conta Gaskets set Pochettes de joints Dichtungssätze 	Silindir kapak contası Cylinder head gaskets Joint de culasse Zylinderkopf 	Egzost manifold contası Exhaust manifold Collect. d'échappement Auspuffkrümmer 	Emme manifold Contası Intake Manifold Collect. d'admission Ansaugkrümmer 	Egzost boğaz contası Exhaust pipe Tuyau d'échappement Auspuffrohr 	Supap kapak contası Rocker cover Cache-culbuteurs Zylinderkopffhaube 
TRACTOR 212-2020 MOT,3220-4219,4202 4219,3920 ONUGA BULLDOZER COSEC TRACTOR 6405,6410 4 Cyl. 102 Ø	T,21001000 ÜST,21001010 ALT,21001014	21001020 119 Ø	21010050	21001065	21001060	21001040
TRACTOR MOT,3164 3179,2490/,2920,cc BULL DOZER TRACTOR PALA ONUGA 3 Cyl. 106,5 Ø	T,21002000 ÜST,21002010 ALT,21002010	21002020 119 Ø	21002050	21002065	25002060	21002040
TRACTOR MOT,6303,5395/5880C 6 Cyl. 106,5 Ø		21003020 119 Ø				
JOHN DERE 6 Cyl. 119 Ø		21004020 120 Ø				

Karter Oil pan Carter d'huile Olwanne	Supap lastığı Valve stem Queue de soupape Ventilschaft	Krank keçesi Crankshaft Vilebrequin Kurbelwelle		SUITABLE TO: ADAPTABLE A: ADAPTABLE A: PASSEND FÜR:  JOHN DEERE
21001080 				  21001020 21001080
2102080				   21001040 21001100 21001101
				    21001160 21001161 21001163
				    2101301 201001065 21001102
				    21001060 21001142 21001050 2101141
				      21001144/45/46 21001143
				   21001147 21002080
				   21002020 21002100 21002101
				    221002040 21002102 21002101
				    21002160 21002104 21002170 21002103
				     21002166 21002165 21002050 21002065/066
				    21002167 21002168 21002169
				 21003020
				 21004020