






















































































 BMW MODEL	Takım conta Gaskets set Pochettes de joints Dichtungssätze 	Silindir kapak contası Cylinder head gaskets Joint de culasse Zylinderkopf 	Egzost manifold contası Exhaust manifold Collect. d'echappement Auspuffkrümmer 	Emme manifold Contası Intake Manifold Collect. d'admission Ansaugkrümmer 	Egzost boğaz contası Exhaust pipe Tuyau d'echappement Auspuffrohr 	Supap kapak contası Rocker cover Cache-culbuteurs Zylinderkopfhaube 
1502 1600 cc 55Kw (75PS) 1975→ 1600-4 61 Kw(83PS) 1964→1966 1602,1600 To 63 Kw(85PS) 1966→ 1800, 1800 A 1800 cc 66 Kw(90PS) 1963→1968 4 Cyl. 84 Ø	T-10601000 ÜST-10601010 ALT-10601014	10601020 11 129 065 653	10601050 11 621 723 877	10601065 11 611 734 436 3x 10601066 11 611 734 435	10601060 18111728 363	10601040 11 121 734 276
3.15 E21 1600 cc M10 55 Kw (75PS) 1981→ 4 Cyl. 84 Ø	T-10601000 ÜST-10601010 ALT-10601014	10601020 11 129 065 653	10601050 11 621 723 877	10601065 11 611 734 436 3x 10601066 11 611 734 435		10601040 11 121 734 276
3.16 E 21 1600 cc M10 66 Kw / 90 PS 1975→7/1978 4 Cyl. 84 Ø	T-10601000 ÜST-10602010 ALT-10602014	10601020 11 129 065 653	10601050 11 621 723 877	10601065 11 611 734 436 3x 10601066 11 611 734 435	10601061 18111 723 843	10601040 11 121 734 276
3.16 E21 1600 cc M10 66 Kw (90PS) 8/1978→ 4 Cyl. 84 Ø	T-10602000 ÜST-10602010 ALT-10601014	10601020 11 129 065 653	10601050 11 621 723 877	10601065 11 611 734 436 3x 10601066 11 611 734 435	10601061 18111 723 843	10601040 11 121 734 276








Karter Oil pan Carter d'huile Olwanne 	Supap lastığı Valve stem Queue de soupape Ventilschaft 	Krank keçesi Crankshaft Vilebrequin Kurbelwelle 		SUITABLE TO: ADAPTABLE A: ADAPTABLE A: PASSEND FÜR:  Bmw 3.15 - 3.16
10601080 11 131 727 974	10601150 11 341 256 556 8x	10601300 11 141 709 632 35x55x12/9 10601301 11 141 706 785 90x110x12 10601302 11 141 255 015 80x100x13		 10601020  10601080
10601080 11 131 727 974	10601151 11 341 273 501 8x	10601300 11 141 709 632 35x55x12/9 10601301 11 141 706 785 90x110x12		 10601040
10601080 11 131 727 974	10601150 11 341 256 556 8x	10601300 11 141 709 632 35x55x12/9 10601301 11 141 706 785 90x110x12		 10601050  10601060  10601065  10601066  10601161  10601160  10601101  10601102  10601103  10601104  10601061
10601080 11 131 727 974	10601151 11 341 273 501 8x	10601300 11 141 709 632 35x55x12/9 10601301 11 141 706 785 90x110x12		 10601110  10601100










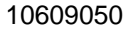













 BMW MODEL	Takım conta Gaskets set Pochettes de joints Dichtungssätze 	Silindir kapak contası Cylinder head gaskets Joint de culasse Zylinderkopf 	Egzost manifold contası Exhaust manifold Collect. d'echappement Auspuffkrümmer 	Emme manifold Contası Intake Manifold Collect. d'admission Ansaugkrümmer 	Egzost boğaz contası Exhaust pipe Tuyau d'echappement Auspuffrohr 	Supap kapak contası Rocker cover Cache-culbuteurs Zylinderkopfaube 
1600 Ti 1600 cc 77 Kw(105PS) 1967→ 1800 Ti 81 Kw (110PS) 1800 cc 4 Cyl. 84 Ø 1963→	T-10603000 ÜST-10603010 ALT-10601014	10603020 11 121 734 279 90 Ø	10603050 11 627 723 877 4x	10601065 11 611 734 436 3x 10601066 11 611 734 435	10601060 18111 728 363	10601040 11 121 734 276
1800, 1802 To 66 Kw (90 PS) 1800 cc 1969→7/1975 4 Cyl. 89 Ø	T-10603000 ÜST-10603010 ALT-10601014	10603020 11 121 734 279 90 Ø	10603050 11 627 723 877 4x	10601065 11 611 734 436 3x 10601066 11 611 734 435	10601060 18111 728 363	10601040 11 121 734 276
2000 A,C,CA, To,2002 1965← 2002 (USA) 1972← 2000 cc 74 Kw (100 PS) 4 Cyl. 89 Ø	T-10604000 ÜST-10604010 ALT-10601014	10603020 11 121 734 279 90 Ø	10604050 11 621 723 878 4x	10601065 11 611 734 436 3x 10601066 11 611 734 435	10601060 18111 728 363	10601040 11 121 734 276
2000 CS Ti,Ti-Lux 2002 Ti 88 Kw (120PS) 2000 Tii, 2002 Tii 96 Kw (130PS) 2002 (USA) 80 Kw (109PS) 2000 cc 4 Cyl. 89 Ø	T-10605000 ÜST-10605010 ALT-10601014	10603020 11 121 734 279 90 Ø	10604050 11 621 723 878 4x	10605065 11 611 727 995 10605066 11 611 734 436 3x	10601061 18111 723 843	10601040 11 121 734 276
316 E21,E30 66 Kw(90PS) 1800 cc M10 4 Cyl. 89 Ø		10603020 11 121 734 279 90 Ø				
318 i E30 1800 cc M10 77 Kw (105 PS) 4 Cyl. 89 Ø		10603020 11 121 734 279 90 Ø				








Karter Oil pan Carter d'huile Olwanne	Supap lastiği Valve stem Queue de soupape Ventilschaft	Krank keçesi Crankshaft Vilebrequin Kurbelwelle		SUITABLE TO: ADAPTABLE A: ADAPTABLE A: PASSEND FÜR:  Bmw 3.16 - 3.18
10601080 11 131 727 974 	10601150 11 341 256 556 8x 	10601300 11 141 709 632 35x55x12/9 10601301 11 141 706 785 90x110x12 10601302 11 141 255 015 80x100x13 		 10603020
10601080 11 131 727 974	10601150 11 341 256 556 8x	10601300 11 141 709 632 35x55x12/9 10601301 11 141 706 785 90x110x12 10601302 11 141 255 015 80x100x13		 10601080  10601040
10601080 11 131 727 974	10601150 11 341 256 556 8x	10601300 11 141 709 632 35x55x12/9 10601301 11 141 706 785 90x110x12 10601302 11 141 255 015 80x100x13		 10604050  10601060  10601065
10601080 11 131 727 974	10601150 11 341 256 556 8x	10601300 11 141 709 632 35x55x12/9 10601301 11 141 706 785 90x110x12 10601302 11 141 255 015 80x100x13		 10605066  10605065  10601061  10601191  10601190  10601066
				 10603050  10601161  10601160  10601101  10601102
				 10601103  10601104  10601110  10601100





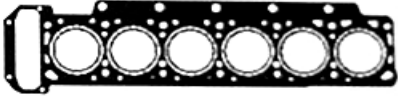

















 BMW MODEL	Takım conta Gaskets set Pochettes de joints Dichtungssatze 	Silindir kapak contası Cylinder head gaskets Joint de culasse Zylinderkopf 	Egzost manifold contası Exhaust manifold Collect. d'echappement Auspuffkrümmer 	Emme manifold Contası Intake Manifold Collect. d'admission Ansaugkrümmer 	Egzost boğaz contası Exhaust pipe Tuyau d'echappement Auspuffrohr 	Supap kapak contası Rocker cover Cache-culbuteurs Zylinderkopfaube 
320 i, 323 i E30 9/1982→ 320 i E30 1986→ 2000-2300 cc 92/95 Kw(125/129PS) 102/111Kw(139/150PS) 6 Cyl. 80 Ø	T-10606000 ÜST-10606010 ALT-10606014	10606020 11 121 722 725 81 Ø		10606065 11 611 726 012 10606066 11 611 726 010 4x	10606060 18111 245 249 2x	10606040 11 121 730 229
5.20 E12 8/1977→8/1982 5.20 i E28 4/1981→8/1982 2000 cc M20 6 Cyl. 80 Ø	T-10607000 ÜST-10607010 ALT-10606014	10606020 11 121 722 725 81 Ø	10601050 11 621 723 877 6x	10606065 11 611 726 012 10606066 11 611 726 010 4x	10606060 18111 245 249 2x	10606040 11 121 730 229
5.20 i E28 9/1982→ 5.20 i Kat. E28 1986→ 5.20 i E34 1988→ 2000 cc M20 92/95Kw(125/129PS) 6 Cyl. 80 Ø	T-10606000 ÜST-10606010 ALT-10608014	10606020 11 121 722 725 81 Ø		10606065 11 611 726 012 10606066 11 611 726 010 4x	10606060 18111 245 249 2x	10606040 11 121 730 229








<p>Karter Oil pan Carter d'huile Olwanne</p> 	<p>Supap lastiği Valve stem Queue de soupape Ventilschaft</p> 	<p>Krank keçesi Crankshaft Vilebrequin Kurbelwelle</p> 		<p>SUITABLE TO: ADAPTABLE A: ADAPTABLE A: PASSEND FÜR:</p>  <p>Bmw 3.20 - 5.20</p>
<p>10606080 11 131 730 234</p>	<p>10606150 11 341 706 580 12x</p>	<p>10606300 11 141 274 346 48x65x10 10606301 11 141 706 785 90x110x12</p>		 <p>10606020</p>  <p>10606040</p>
<p>10606080 11 131 730 234</p>	<p>10606150 11 341 706 580 12x</p>	<p>10606300 11 141 274 346 48x65x10 10606301 11 141 706 785 90x110x12</p>		 <p>10606080</p>   
<p>10606080 11 131 730 234</p>	<p>10606150 11 341 706 580 12x</p>	<p>10606300 11 141 274 346 48x65x10 10606301 11 141 706 785 90x110x12 10606302 11 121 285 609 38x50x7</p>		 <p>10601161</p>  <p>10606066</p>  <p>10601050</p>  <p>10606100</p>  <p>10606065</p>  <p>10606120</p>  <p>10606060</p>  <p>10606160</p>  <p>10606067</p>  <p>10606190</p>  <p>10606121</p>  <p>10606161</p>




























 BMW MODEL	Takım conta Gaskets set Pochettes de joints Dichtungssatze 	Silindir kapak contası Cylinder head gaskets Joint de culasse Zylinderkopf 	Egzost manifold contası Exhaust manifold Collect. d'echappement Auspuffkrümmer 	Emme manifold Contası Intake Manifold Collect. d'admission Ansaugkrümmer 	Egzost boğaz contası Exhaust pipe Tuyau d'echappement Auspuffrohr 	Supap kapak contası Rocker cover Cache-culbuteurs Zylinderkopfhaube 
325 i E30 1985→ 325 ix Allrad 325 i Kat. 12/1986→ Touring, Cabrio Z1 E31 ab 1989→ 2500 cc M20 126Kw (171 PS) 6 Cyl. 84 Ø	T-10609000 ÜST-10606010 ALT-10608014	10609020 11 121 722 734 85 Ø	10609050 11 621 728 489 2x	10606065 11 611 726 012 10606066 11 611 726 010 4x	10609060 11761 711 717 2x	10606040 11 121 730 229
325 E (USA) 1983→ 325EKat. 1985→12/1986 2700 cc ETA M20 90 Kw(123PS) 6 Cyl. 84 Ø	T-10610000 ÜST-10609010 ALT-10609014	10609020 11 121 722 734 85 Ø	10601050 11 621 723 877 6x	10609065 11 611 730 743 10609066 11 611 730 787 4x	10609060 11761 711 717 2x	10606040 11 121 730 229
325 E Kat. E30 2700 cc ETA M20 95 Kw (129 PS) ab 12/1986→ 6 Cyl. 84 Ø	T-10609000 ÜST-10606010 ALT-10608014	10609020 11 121 722 734 85 Ø	10609050 11 621 728 489 2x	10606065 11 611 726 012 10606066 11 611 726 010 4x	10609060 11761 711 717 2x	10606040 11 121 730 229
525 i E34 Kat. 1988→ Z1 E31, 1989→ 2500 cc M20 125Kw(170PS) 6 Cyl. 84 Ø	T-10609000 ÜST-10608010 ALT-10608014	10609020 11 121 722 734 85 Ø	10609050 11 621 728 489 2x	10606065 11 611 726 012 10606066 11 611 726 010 4x	10609060 11761 711 717 2x	10606040 11 121 730 229
525 E E28 1983→ 5.25 E Kat. E28 1984→12/1986 2700 cc ETA M20 90/95 Kw(123/129 PS) 6 Cyl. 84 Ø	T-10610000 ÜST-10609010 ALT-10609014	10609020 11 121 722 734 85 Ø	10603050 11 627 723 877 6x 10609051 11 621 728 489 2x	10609065 11 611 730 743 10609066 11 611 730 787 4x	10609060 18111 723 843	10606040 11 121 730 229
525 E Kat. E28 2700 cc M20 90/95 Kw (123/129PS) 12/1986→1988 6 Cyl. 84 Ø	T-10609000 ÜST-10608010 ALT-10609014	10609020 11 121 722 734 85 Ø	10609050 11 621 728 489 2x	10606065 11 611 726 012 10606066 11 611 726 010 4x	10609060 11761 711 717 2x	10606040 11 121 730 229
528 E E28 USA/JAP. 2700 cc ETA M20 90 Kw (123 PS) ab 9/1981→ 6 Cyl. 84 Ø	T-10610000 ÜST-10609010 ALT-10609014	10609020 11 121 722 734 85 Ø	10603050 11 627 723 877 6x 10609051 11 621 728 489 2x	10609065 11 611 730 743 10609066 11 611 730 787 4x	10609060 18111 723 843	10606040 11 121 730 229








Karter Oil pan Carter d'huile Olwanne 	Supap lastiği Valve stem Queue de soupape Ventilschaft 	Krank keçesi Crankshaft Vilebrequin Kurbelwelle 		SUITABLE TO: ADAPTABLE A: ADAPTABLE A: PASSEND FÜR:  Bmw 3.25 - 5.25
10606080 11 131 730 234	10606150 11 341 706 580 12x	10606300 11 141 274 346 48x65x10 10606301 11 141 706 785 90x110x12		 10609020
10606080 11 131 730 234	10606150 11 341 706 580 12x	10606300 11 141 274 346 48x65x10 10606301 11 141 706 785 90x110x12		 10606040
10606080 11 131 730 234	10606150 11 341 706 580 12x	10606300 11 141 274 346 48x65x10 10606301 11 141 706 785 90x110x12		
10606080 11 131 730 234	10606150 11 341 706 580 12x	10606300 11 141 274 346 48x65x10 10606301 11 141 706 785 90x110x12		 10606080 
10606080 11 131 730 234	10606150 11 341 706 580 12x	10606300 11 141 274 346 48x65x10 10606301 11 141 706 785 90x110x12		 10609050  10606100  10609060  10606065  10606100  10606066  10606120  10606190
10606080 11 131 730 234	10606150 11 341 706 580 12x	10606300 11 141 274 346 48x65x10 10606301 11 141 706 785 90x110x12		 10609120  10606161  10609060  10606160  10609050  10609051
10606080 11 131 730 234	10606150 11 341 706 580 12x	10606300 11 141 274 346 48x65x10 10606301 11 141 706 785 90x110x12		



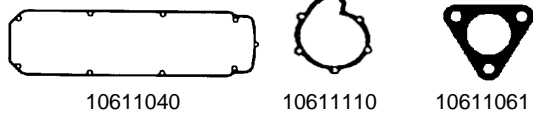










 BMW MODEL	Takım conta Gaskets set Pochettes de joints Dichtungssätze 	Silindir kapak contası Cylinder head gaskets Joint de culasse Zylinderkopf 	Egzost manifold contası Exhaust manifold Collect. d'échappement Auspuffkrümmer 	Emme manifold Contası Intake Manifold Collect. d'admission Ansaugkrümmer 	Egzost boğaz contası Exhaust pipe Tuyau d'échappement Auspuffrohr 	Supap kapak contası Rocker cover Cache-culbuteurs Zylinderkopfhaube 
525, 525 A E12 2500cc. M30 107/110Kw(145/150PS) 1973 - 8/1978 6 cyl. 86 Ø	T-10611000 ÜST-10611010 ALT-10611014	10611020 11 121 730 746 88 Ø	10611050 11 621 723 851 (x6)	10611065	10611060 18301723883 10611061 18111245429 (x2)	10611040 11121730934
525, 525 A E12 2500cc. M30 110Kw(150PS) 9/1978 - 6/1981 6 cyl. 86 Ø	T-10611000 ÜST-10611010 ALT-10611014	10611020 11 121 730 746 88 Ø	10611050 11 621 723 851 (x6)	10611065	10611060 18301723883 10611061 18111245429 (x2)	10611040 11121730934
525 İ E28 2500cc. M30 110 Kw (150 PS) 5/1981-1987 6 cyl. 86 Ø	T-10612000 ÜST-10612010 ALT-10612014	10611020 11 121 730 746 88 Ø	10611050 11 621 723 851 (x6)	10612065 11 611 730 788 (x6)	10612060 18111723843	10612040 11 121 730 231
528, 528 A E12 2800cc. M30 121/125Kw (165/170 PS) 1974→7/1977 6 cyl. 86 Ø	T-10611000 ÜST-10611010 ALT-10611014	10611020 11 121 730 746 88 Ø	10611050 11 621 723 851 (x6)	10611065	10611060 18301723883 10611061 18111245429 (x2)	10611040 11121730934
528 İ E12 2800cc. M30 130Kw (177PS) 1977→8/1978 6 cyl. 86 Ø	T-10611000 ÜST-10611010 ALT-10611014	10611020 11 121 730 746 88 Ø	10611050 11 621 723 851 (x6)	10611065	10611060 18301723883 10611061 18111245429 (x2)	10611040 11121730934
528 İ E12 2800cc. M30 135Kw (184PS) 9/1978→6/1981 6 cyl. 86 Ø	T-10611000 ÜST-10611010 ALT-10611014	10611020 11 121 730 746 88 Ø	10611050 11 621 723 851 (x6)	10611065	10611060 18301723883 10611061 18111245429 (x2)	10611040 11121730934
528 İ E28 2800cc. M30 135Kw (184PS) ab 5/1981→ 6 cyl. 86 Ø	T-10611000 ÜST-10613010 ALT-10611014	10611020 11 121 730 746 88 Ø	10611050 11 621 723 851 (x6)	10611065	10612060 18111723843	10612040 11 121 730 231
528 İ, 530 E12 (USA) 2800cc. M30 126Kw (171 PS) ab 9/1978→ 6 cyl. 86 Ø	T-10614000 ÜST-10614010 ALT-10614014	10611020 11 121 730 746 88 Ø	10611050 11 621 723 851 (x6)	10614065 11611730742 (x6) 10614066 11611730744 (x6)	10612060 18111723843 10611061 18111245429	10611040 11121730934








Karter Oil pan Carter d'huile Ölwanne	Supap lastığı Valve stem Queue de soupape Ventilschaft	Krank keçesi Crankshaft Vilebrequin Kurbelwelle		SUITABLE TO: ADAPTABLE A: ADAPTABLE A: PASSEND FÜR:  Bmw 5.25 - 5.28
				 <p>10611020</p>
10611080	10611150 113412735501 8x10.8/14.2x10 (x12)	10611300 11141715100 42x62x12 10611301 11141706999 90x110x10		 <p>10611080</p>
10611080	10611150 113412735501 8x10.8/14.2x10 (x12)	10611300 11141715100 42x62x12 10611301 11141706999 90x110x10		 <p>10611040</p>  <p>10611110</p>
10611080	10611150 113412735501 8x10.8/14.2x10 (x12)	10611300 11141715100 42x62x12 10611301 11141706999 90x110x10		 <p>10611050</p>  <p>10611123</p>  <p>10611065</p>  <p>10611122</p>
10611080		10611300 11141715100 42x62x12 10611301 11141706999 90x110x10		 <p>10611060</p>  <p>10612060</p>  <p>10611121</p>
10611080		10611300 11141715100 42x62x12 10611301 11141706999 90x110x10		 <p>10611120</p>  <p>10611100</p>  <p>10611101</p>
10611080		10611300 11141715100 42x62x12 10611301 11141706999 90x110x10		 <p>10611102</p>  <p>10611103</p>
10611080		10611300 11141715100 42x62x12 10611301 11141706999 90x110x10		 <p>10611104</p>  <p>10611105</p>






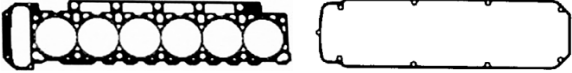









 BMW MODEL	Takım conta Gaskets set Pochettes de joints Dichtungssätze 	Silindir kapak contası Cylinder head gaskets Joint de culasse Zylinderkopf 	Egzost manifold contası Exhaust manifold Collect. d'échappement Auspuffkrümmer 	Emme manifold Contası Intake Manifold Collect. d'admission Ansaugkrümmer 	Egzost boğaz contası Exhaust pipe Tuyau d'échappement Auspuffrohr 	Supap kapak contası Rocker cover Cache-culbuteurs Zylinderkopfhaube 
528 CSI E24 2800cc. M30 135 Kw (184 PS) 1978→4/1981 6 cyl. 86 Ø	T-10614000 ÜST-10614010 ALT-10614014	10611020 11 121 730 746 88 Ø	10611050 11 621 723 851 (x6)	10614065 11611730742 (x6) 10614066 11611730744 (x2)	10612060 18111723843 10611061 18111245429	10611040 11121730934
728 E23 2800cc. M30 125Kw (170 PS) 7/1977→7/1978 6 cyl. 86 Ø	T-10611000 ÜST-10611010 ALT-10611014	10611020 11 121 730 746 88 Ø	10611050 11 621 723 851 (x6)	10611065	10611060 18301723883 10611061 18111245429 (x2)	10611040 11121730934
728, 728 i E23 2800cc. M30 125/135Kw (170/184 PS) ab 8/1978→ 6 cyl. 86 Ø	T-10611000 ÜST-10611010 ALT-10611014	10611020 11 121 730 746 88 Ø	10611050 11 621 723 851 (x6)	10611065	10611060 18301723883 10611061 18111245429 (x2)	10611040 11121730934
728 i E23 2500/2800cc. M30 110/135Kw (150/184PS) ab 5/1981→ 6 cyl. 86 Ø	T-10611000 ÜST-10611010 ALT-10611014	10611020 11 121 730 746 88 Ø	10611050 11 621 723 851 (x6)	10611065	10611060 18301723883 10611061 18111245429 (x2)	10611040 11121730934
530 i E12 USA/JAP 3000cc. M30 130Kw (176 PS) 1973→7/1978 6 cyl. 89 Ø	T-10615000 ÜST-10615010 ALT-10615014	10615020 11 129 065 638 91 Ø	10611050 11 621 723 851 (x6)	10611065 11611713338 10614065 (x6) 11611730742 10614066(x2) 11611730744	10615060 11761711717 (x2)	10611040 11121730935
530 i E12 USA/JAP 3000cc. M30 130Kw (176 PS) ab 8/1978→ 6 cyl. 89 Ø	T-10615000 ÜST-10615010 ALT-10615014	10615020 11 129 065 638 91 Ø	10611050 11 621 723 851 (x6)	10611065 11611713338 10614065 (x6) 11611730742 10614066(x2) 11611730744	10615060 11761711717 (x2)	10611040 11121730935
533 i E28 USA/JAP 3200cc. M30 135Kw (184 PS) ab 12/1982→ 6 cyl. 89 Ø	T-10616000 ÜST-10616010 ALT-10616014	10615020 11 129 065 638 91 Ø	10611050 11 621 723 851 (x6)	10611065 (x6)	10615060 11761711717 (x2)	10612040 11121730231
630 CS E24 3000cc. M30 136Kw (185 PS) 8/1978→ 6 cyl. 86 Ø	T-10617000 ÜST-10617010 ALT-10617014	10615020 11 129 065 638 91 Ø	10611050 11 621 723 851 (x6)	10611065	10611060 18301723883 10611061 18111245429 (x2)	10611040 11121730935

Karter Oil pan Carter d'huile Olwanne	Supap lastığı Valve stem Queue de soupape Ventilschaft	Krank keçesi Crankshaft Vilebrequin Kurbelwelle		SUITABLE TO: ADAPTABLE A: ADAPTABLE A: PASSEND FÜR:  Bmw 5.28 - 5.30 - 7.28 - 7.30
10611080 				 10615020
10611080	10611150 113412735501 8x10.8/14.2x10 (x12)	10611300 11141715100 42x62x12 10611301 11141706999 90x110x10		 10611080
10611080		10611300 11141715100 42x62x12 10611301 11141706999 90x110x10		 10611040  10611110
10611080		10611300 11141715100 42x62x12 10611301 11141706999 90x110x10		 10612040  10611061
10611080 11131250090	10611150	10611300 11141715100 42x62x12 10611301 11141706999 90x110x10		 10611065  10611050  10612060  10611060
10611080 11131250090	10611150	10611300 11141715100 42x62x12 10611301 11141706999 90x110x10		 10614065  10611122  10611121  10614066
10611080 11131250090	10616150	10611300 11141715100 42x62x12 10611301 11141706999 90x110x10		 10611120  10611100  10611101
10611080 11131250090	10611150	10611300 11141715100 42x62x12 10611301 11141706999 90x110x10		 10611123  10611103  10615060  10611102  10611105  10611104

 BMW MODEL	Takım conta Gaskets set Pochettes de joints Dichtungssätze 	Silindir kapak contası Cylinder head gaskets Joint de culasse Zylinderkopf 	Egzost manifold contası Exhaust manifold Collect. d'échappement Auspuffkrümmer 	Emme manifold Contası Intake Manifold Collect. d'admission Ansaugkrümmer 	Egzost boğaz contası Exhaust pipe Tuyau d'échappement Auspuffrohr 	Supap kapak contası Rocker cover Cache-culbuteurs Zylinderkopfhaube 
630 CSI, 633 CSI E24 3.0 - 3.2 - 3.3cc. M30 129/147Kw(176/200PS) (USA) 6 cyl. 86 Ø	T-10618000 ÜST-10618010 ALT-10618014	10615020 11 129 065 638 91 Ø	10611050 11 621 723 851 (x6)	10611065 11611713338 10614065 (x6) 11611730742 10614066(x2) 11611730744	10618060(x2) 18111245429 10618061 18301723884	10611040 11121730935
730 E23 3000cc. M30 135Kw(184PS) 8/1978→ 6 cyl. 89 Ø	T-10617000 ÜST-10617010 ALT-10617014	10615020 11 129 065 638 91 Ø	10611050 11 621 723 851 (x6)	10611065 11611713338	10611060 18301723883 10611061 18111245429	10611040 11121730935
732 i E23 3.2cc. M30 733 i E23 3300cc. 145Kw (197PS) 6 cyl. 89 Ø	T-10617000 ÜST-10617010 ALT-10617014	10615020 11 129 065 638 91 Ø	10611050 11 621 723 851 (x6)	10611065 11611713338	10611060 18301723883 10611061 18111245429	10611040 11121730935
733 i E23 (USA) 3200cc. M30 130-135Kw (176-183PS) 6 cyl. 89 Ø	T-10618000 ÜST-10618010 ALT-10618014	10615020 11 129 065 638 91 Ø	10611050 11 621 723 851 (x6)	10611065 11611713338 10614065 (x6) 11611730742 10614066(x2) 11611730744	10618060(x2) 18111245429 10618061 18301723884	10611040 11121730935
316i E30 ab 9/1988→ 316i E36 ab 1991→ 1600cc. M40 73Kw(100Ps) 4 cyl. 84 Ø	T-10619000 ÜST-10619010 ALT-10619014	10619020 11121743114 85 Ø	10619050 11621716703	10619065 11611721334 10619066(x2) 11611721346	10619060 18301728208	10619040 11121727726
318i E30 1.8 cc. M40 85Kw (115Ps) 9/1987→1991 4 cyl. 84 Ø	T-10619000 ÜST-10619010 ALT-10619014	10619020 11121743114 85 Ø	10619050 11621716703	10619065 11611721334 10619066(x2) 11611721346	10619060 18301728208	10619040 11121727726
318i E36 1.8 cc. M40 B18 83Kw (113Ps) 12/1990 - 2/1998 4 cyl. 84 Ø	T-10619000 ÜST-10619010 ALT-10619014	10619020 11121743114 85 Ø	10619050 11621716703	10619065 11611721334 10619066(x2) 11611721346	10619060 18301728208	10619040 11121727726
518i E34 1.8 cc. M40 77-83Kw (105-113Ps) 1988→ 4 cyl. 84 Ø	T-10619000 ÜST-10619010 ALT-10619014	10619020 11121743114 85 Ø	10619050 11621716703	10619065 11611721334 10619066(x2) 11611721346	10619060 18301728208	10619040 11121727726

Karter Oil pan Carter d'huile Ölwanne	Supap lastığı Valve stem Queue de soupape Ventilschaft	Krank keçesi Crankshaft Vilebrequin Kurbelwelle		SUITABLE TO: ADAPTABLE A: ADAPTABLE A: PASSEND FÜR:  BMW
10611080 11131250090		10611300 11141715100 42x62x12 10611301 11141706999 90x110x10		 10615020 10611080
10611080 11131250090	10611150 (x12)	10611300 11141715100 42x62x12 10611301 11141706999 90x110x10		 10611040 10611110 10611061
10611080 11131250090		10611300 11141715100 42x62x12 10611301 11141706999 90x110x10		 10611065 10611050 10618060 10611060
10611080 11131250090		10611300 11141715100 42x62x12 10611301 11141706999 90x110x10		 10614065 10611122 10611121 10614066
10619080 11131739592 10619081 11131709815	10619150 11341288544 7x9.8/13.2x10 (x8)	10619300 42x52x7.5/8 10611301 90x110x10 10619301 38x50x7		 10611120 10611100 10611101
10619080 11131739592 10619081 11131709815	10619150 11341288544 7x9.8/13.2x10 (x8)	10619300 42x52x7.5/8 10611301 90x110x10 10619301 38x50x7		 10611123 10611103 10611102 10611105
10619080 11131739592 10619081 11131709815	10619150 11341288544 7x9.8/13.2x10 (x8)	10619300 42x52x7.5/8 10611301 90x110x10 10619301 38x50x7		 10611104 10619020
10619080 11131739592 10619081 11131709815	10619150 11341288544 7x9.8/13.2x10 (x8)	10619300 42x52x7.5/8 10611301 90x110x10 10619301 38x50x7		 10619020 10619050
10619080 11131739592 10619081 11131709815	10619150 11341288544 7x9.8/13.2x10 (x8)	10619300 42x52x7.5/8 10611301 90x110x10 10619301 38x50x7		 10619065 10619066 10619060
10619080 11131739592 10619081 11131709815	10619150 11341288544 7x9.8/13.2x10 (x8)	10619300 42x52x7.5/8 10611301 90x110x10 10619301 38x50x7		 10619081 10619080 10619100
10619080 11131739592 10619081 11131709815	10619150 11341288544 7x9.8/13.2x10 (x8)	10619300 42x52x7.5/8 10611301 90x110x10 10619301 38x50x7		 10619121 10619122 10619123 10619124
10619080 11131739592 10619081 11131709815	10619150 11341288544 7x9.8/13.2x10 (x8)	10619300 42x52x7.5/8 10611301 90x110x10 10619301 38x50x7		 10619125 10619126 10619127 10619040

 BMW MODEL	Takım conta Gaskets set Pochettes de joints Dichtungssätze 	Silindir kapak contası Cylinder head gaskets Joint de culasse Zylinderkopf 	Egzost manifold contası Exhaust manifold Collect. d'échappement Auspuffkrümmer 	Emme manifold Contası Intake Manifold Collect. d'admission Ansaugkrümmer 	Egzost boğaz contası Exhaust pipe Tuyau d'échappement Auspuffrohr 	Supap kapak contası Rocker cover Cache-culbuteurs Zylinderkopfhaube 
324 D E36 2.4cc. Diesel M21D 63Kw/86Ps 9/1985 - 11/1990 6 cyl. 80 Ø	T-10621000 ÜST-10621010 ALT-10621014	10621020 11122244727 81 Ø	10621050 11622243884	10621065(x3) 11612243867	10621060 18111245429 (x2)	10621040 11121285973
524 TD E28, E34 2.4cc. TD M21D 85Kw/115Ps 1983-8/1991 6 cyl. 80 Ø	T-10622000 ÜST-10622010 ALT-10621014	10621020 11122244727 81 Ø	10622050 11622243866 (x3)	10621065(x3) 11612243867		10621040 11121285973
533 i (USA,Japan) E28 3000cc. M30 138Kw/188Ps 12/1982→ 6 cyl. 89 Ø	T-10623000 ÜST-10623010 ALT-10611014	10623020 11129065638 91 Ø	10611050(x6) 11621723851 10623050(x2) 11621723656	10612065 11 611 730 788 (x6)	10615060 11761711717 (x2)	10612040 11121730231
535 i, Kat. E28 M 535 i, Kat. 3400cc. M30 136-160Kw/185218Ps 1985 - 1988 6 cyl. 92 Ø	T-10624000 ÜST-10624010 ALT-10611014	10624020 11121716223 93,5 Ø	10611050(x6) 11621723851 10623050(x2) 11621723656	10612065 11 611 730 788 (x6)	10624060 18111245500 10615060 11761711717 (x2)	10612040 11121730231
535 i E34 3400cc. M30 155Kw/211Ps 6 cyl. 92 Ø	T-10625000 ÜST-10625010 ALT-10625014	10624020 11121716223 93,5 Ø	10623050(x2) 11621723656	10625065(x6) 11611726016		10612040 11121730231
635 CSI E24 5/1982→ 635 CSI Kat. E24 1/1985→ 3400cc. M30 160Kw/218Ps 6 cyl. 92 Ø	T-10624000 ÜST-10624010 ALT-10611014	10624020 11121716223 93,5 Ø	10611050(x6) 11621723851 10623050(x2) 11621723656	10612065 11 611 730 788 (x6)	10624060 18111245500 10615060 11761711717 (x2)	10612040
735 i 9/1982→ 735 i Kat. 1/1985→ 3400cc. M30 Monotronic 136-160Kw/185-218Ps 6 cyl. 92 Ø	T-10624000 ÜST-10624010 ALT-10611014	10624020 11121716223 93,5 Ø	10611050(x6) 11621723851 10623050(x2) 11621723656	10612065 11 611 730 788 (x6)	10624060 18111245500 10615060 11761711717 (x2)	10612040
735 i, Kat E32 3400cc. M30 155-162Kw/210-220Ps 09/1986→ 6 cyl. 92 Ø	T-10625000 ÜST-10625010 ALT-10625014	10624020 11121716223 93,5 Ø	10623050(x2) 11621723656	10625065(x6) 11611726016		10612040
745 i Turbo E23 3400cc. M30 185Kw / 252Ps 5/1983→ 6 cyl. 92 Ø	T-10626000 ÜST-10626010 ALT-10611014	10624020 11121716223 93,5 Ø	10611050(x6) 11621723851 10623050(x2) 11621723656	10612065 11 611 730 788 (x6)		10611040 11121730934

Karter Oil pan Carter d'huile Olwanne 	Supap lastiği Valve stem Queue de soupape Ventilschaft 	Krank keçesi Crankshaft Vilebrequin Kurbelwelle 		SUITABLE TO: ADAPTABLE A: ADAPTABLE A: PASSEND FÜR:  BMW
10621080 11131280901	10621150 11341288544 7x9.8/13.2x10 (x12)	10621300 48x65x10 10611301 90x110x10 10619301 38x50x7		 10621020 10623020  10624020 10612040  10611040
10621080 11131280901	10621150 11341288544 7x9.8/13.2x10 (x12)	10621300 48x65x10 10611301 90x110x10 10619301 38x50x7		 10621065 10621050 10621060 10621040  10622050 10611050 10612065 10623050  10615060 10624060 10625065
10611080 11131280901	10611150 113412735501 8x10.8/14.2x10 (x12)	10611300 11141715100 42x62x12 10611301 11141706999 90x110x10		 10622050 10611050 10612065 10623050  10615060 10624060 10625065
10611080 11131280901	10611150 113412735501 8x10.8/14.2x10 (x12)	10611300 11141715100 42x62x12 10611301 11141706999 90x110x10		 10615060 10624060 10625065
10625080 11131706797	10611150 113412735501 8x10.8/14.2x10 (x12)	10611300 11141715100 42x62x12 10611301 11141706999 90x110x10		 10625080 10621080
10611080 11131280901	10611150 113412735501 8x10.8/14.2x10 (x12)	10611300 11141715100 42x62x12 10611301 11141706999 90x110x10		 10611080
10611080 11131280901	10611150 113412735501 8x10.8/14.2x10 (x12)	10611300 11141715100 42x62x12 10611301 11141706999 90x110x10		
10625080 11131706797	10611150 113412735501 8x10.8/14.2x10 (x12)	10611300 11141715100 42x62x12 10611301 11141706999 90x110x10		
10611080 11131280901	10611150 113412735501 8x10.8/14.2x10 (x12)	10611300 11141715100 42x62x12 10611301 11141706999 90x110x10		