

























 SUZUKI MODEL	Takım conta Gaskets set Pochettes de joints Dichtungssatze 	Silindir kapak contası Cylinder head gaskets Joint de culasse Zylinderkopf 	Egzost manifold contası Exhaust manifold Collect. d'échappement Auspuffkrümmer 	Emme manifold Contası Intake Manifold Collect. d'admission Ansaugkrümmer 	Egzost boğaz contası Exhaust pipe Tuyau d'échappement Auspuffrohr 	Supap kapak contası Rocker cover Cache-culbuteurs Zylinderkopfhaube 
Jimny 1000 SJ410 970 cc Mot.F10A 1982→ 4 Cyl. 65,5 Ø	TK-17601000 ÜST-17601010 ALT-17601014	17601020 11141-75101 67 Ø	17601050 14140-73000	17601065 13119-73000	17601060	17601040 11189-73000
Jimny 1000 Jeep 970 cc Mot.F10A 1982-1986 4 Cyl. 65,5 Ø	TK-17601000 ÜST-17601010 ALT-17601014	17601020 11141-75101 67 Ø	17601050 14140-73000	17601065 13119-73000	17601060	17601040 11189-73000
Truck 1000 ST100 970 cc Mot.F10A 1983→ 4 Cyl. 65,5 Ø	TK-17601000 ÜST-17601010 ALT-17601014	17601020 11141-75101 67 Ø	17601050 14140-73000	17601065 13119-73000	17601060	17601040 11189-73000
Jimny 1000 Jeep 1000 SK41 SJ41 970 cc Mot.F10A 1986→ 4 Cyl. 65,5 Ø	TK-17601000 ÜST-17601010 ALT-17601014	17601020 11141-75101 67 Ø	17601050 14140-73000	17601065 13119-73000	17601060	17601040 11189-73000
Vitara 1600 1590 cc Mot.G16A 1982→ 4 Cyl. 75 Ø		17602020 11141-60A00 75 Ø				
Escudo 1600 TA01R-3 TA01-02 1590 cc Mot.G16A 1990→ 4 Cyl. 75 Ø		17602020 11141-60A00 75 Ø				
SB 308 - ALTO 800 796cc. Mot.F8 3 Cyl.		17603020 70 Ø				17603040

Karter Oil pan Carter d'huile Ölwanne	Supap lastiği Valve stem Queue de soupape Ventilschaft	Krank keçesi Crankshaft Vilebrequin Kurbelwelle		SUITABLE TO: ADAPTABLE A: ADAPTABLE A: PASSEND FÜR:  SUZUKI
17601080 11529-73000	17601150 (x8)	17601300 80x60x8 17601301 47x31x7 (x2)		 17601020  17602020
17601080 11529-73000	17601150 (x8)	17601300 80x60x8 17601301 47x31x7 (x2)		 17603020  17601080
17601080 11529-73000	17601150 (x8)	17601300 80x60x8 17601301 47x31x7 (x2)		 17601040  17601050
17601080 11529-73000	17601150 (x8)	17601300 80x60x8 17601301 47x31x7 (x2)		 17601120  17601122  17601123  17601091
				 17601121  17601160  17601190  17601060
				 17601110  17601111  17601065  17601100
				 17601101