



















 LADA MODEL	Takım conta Gaskets set Pochettes de joints Dichtungssatze 	Silindir kapak contası Cylinder head gaskets Joint de culasse Zylinderkopf 	Egzost manifold contası Exhaust manifold Collect. d'échappement Auspuffkrümmer 	Emme manifold Contası Intake Manifold Collect. d'admission Ansaugkrümmer 	Egzost boğaz contası Exhaust pipe Tuyau d'échappement Auspuffrohr 	Supap kapak contası Rocker cover Cache-culbuteurs Zylinderkopfhaube 
WAS 2105 1294cc. 50Kw/68Ps 1981→ OHC 4 cyl. 79 Ø	T-11901000 ÜST-11901010 ALT-11901014	11901020 2105-1003020 81 Ø	11901050 2101-1008081 (x2)		11901060 2101-1203020	11901040 2105-1003270
WAS 21011 1976→ 1294cc. 44kw/60Ps WAS 2106 1976→ WAS 2121 Niva 1977→ 1568cc. 55Kw/75Ps Mot.BA3 OHC 4 cyl. 79 Ø	T-11902000 ÜST-11902010 ALT-11902014	11902020 21011-1003020 81,8 Ø	11901050 2101-1008081 (x2)		11901060 2101-1203020	11902040 2101-1003270
Samara 1100, 1300 1100/1294cc. 40,5Kw/55Ps WAS 2108 1294cc. 48Kw/65Ps OHC 1986→ 4 cyl. 76 Ø	T-11903000 ÜST-11903010 ALT-11903014	11903020 2108-1003020 78 Ø	11903050 21083-1008081 (x2)		11903060 2108-1203020	11903040 2108-1003270
Samara 1500 WAS 21083 1494cc. 55Kw/75Ps Mot.21083 OHC 1986→ 4 cyl. 82 Ø	T-11904000 ÜST-11904010 ALT-11904014	11904020 21083-1003020 84 Ø	11903050 21083-1008081 (x2)		11901060 2101-1203020	11903040 2108-1003270
Niva 2121 Diesel 1905cc. 48Kw/65Ps 1982→ 4 cyl. 83 Ø	T-11905000 ÜST-11905010 ALT-11905014	11905020 84,5 Ø	11905050 93010402 (x2) 11905051 9601004880 Mot.XUD9A	11905065 (x2)	11905060 7810024000	11905040 0249.91

Karter Oil pan Carter d'huile Olwanne	Supap lastiği Valve stem Queue de soupape Ventilschaft	Krank keçesi Crankshaft Vilebrequin Kurbelwelle		SUITABLE TO: ADAPTABLE A: ADAPTABLE A: PASSEND FÜR:  LADA
11901080 2105-1009070		11901300 2101-1005034 40x56x7 (x2) 11901301 2101-1005160 70x90x10		 11903020  11902020
11902080 2101-1009070		11901300 2101-1005034 40x56x7 (x2) 11901301 2101-1005160 70x90x10		 11904020  11901020
11903080 2108-1009070		11903300 2108-1005040 28x42x7 11903301 2108-1005160 80x100x10		 11905020  11905020
11903080 2108-1009070		11903300 2108-1005040 28x42x7 11903301 2108-1005160 80x100x10		 11905051  11905050  11905060
11905080 0304.34		11905300 0326.22 42x62x7 11905301 0127.28 90x110x7		 11902040  11903080
				 11901040  11901080